
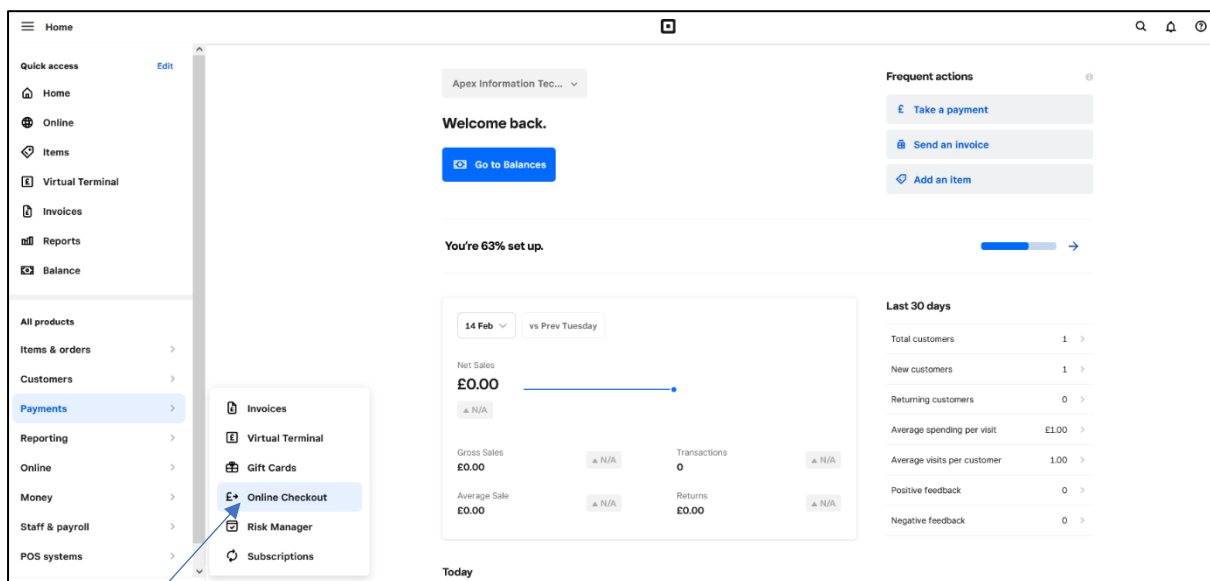


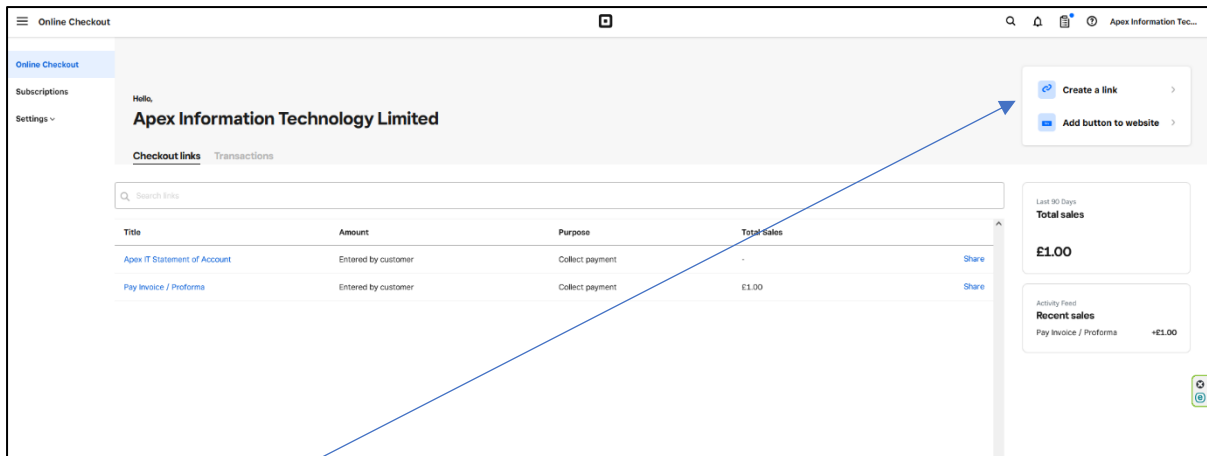
## Generic Payment Links (Customer Enters Value) – Square Up

 <b>Dangerous Toys R Us Ltd</b> 3000 Aviatory Way Manchester Business Park Manchester Greater Manchester M22 5TG United Kingdom T: 0945 032 7000 F: 0945 032 8000 VAT Reg No. GB123 4567 89 Co. Reg. OC12345678		<b>Invoice</b> INV-000148																														
<b>CUSTOMER</b> A Toy Customer UK Ltd 845 Evergreen Terrace Eastern Road Manchester Lancashire M54 5TG United Kingdom 0870 555 3300		<b>SHIP TO</b> A Toy Customer UK Ltd 845 Evergreen Terrace Eastern Road Manchester Lancashire M54 5TG United Kingdom 0870 555 3300																														
<b>Invoice Date</b> 07/02/2023 <b>Due Date</b> 06/03/2023	<b>PO Code</b> Currency: GBP	<b>Payment Term</b> Terms 30 Days from Document Date <b>Shipping Method</b> Standard Delivery Charge																														
<b>Customer PO</b>																																
<table border="1"> <thead> <tr> <th>Item Name</th> <th>Shipped</th> <th>BO</th> <th>UM</th> <th>Item Description</th> <th>VAT</th> <th>Sales Price</th> <th>Disc</th> <th>Net Price</th> <th>Total</th> </tr> </thead> <tbody> <tr> <td>17" Wheels</td> <td>1</td> <td></td> <td>BACH</td> <td>17" Wheels</td> <td>5.00</td> <td>25.00</td> <td>0.00</td> <td>25.00</td> <td>25.00</td> </tr> <tr> <td>19" 51GA Colour Monitor</td> <td>1</td> <td></td> <td>BACH</td> <td>19" 51GA Colour Monitor</td> <td>39.80</td> <td>199.00</td> <td>0.00</td> <td>199.00</td> <td>199.00</td> </tr> </tbody> </table>	Item Name	Shipped	BO	UM	Item Description	VAT	Sales Price	Disc	Net Price	Total	17" Wheels	1		BACH	17" Wheels	5.00	25.00	0.00	25.00	25.00	19" 51GA Colour Monitor	1		BACH	19" 51GA Colour Monitor	39.80	199.00	0.00	199.00	199.00		
Item Name	Shipped	BO	UM	Item Description	VAT	Sales Price	Disc	Net Price	Total																							
17" Wheels	1		BACH	17" Wheels	5.00	25.00	0.00	25.00	25.00																							
19" 51GA Colour Monitor	1		BACH	19" 51GA Colour Monitor	39.80	199.00	0.00	199.00	199.00																							
<b>Tax Summary</b> <table border="1"> <thead> <tr> <th>VAT Code</th> <th>Rate</th> <th>VAT</th> <th>Goods Total</th> </tr> </thead> <tbody> <tr> <td>UK 20 Std Rate Sales</td> <td>20.00%</td> <td>48.80</td> <td>244.00</td> </tr> </tbody> </table>		VAT Code	Rate	VAT	Goods Total	UK 20 Std Rate Sales	20.00%	48.80	244.00	Sub Total 224.00 Freight 20.00 Other 0.00 Total VAT 48.80 Invoice Total 292.80 Credits 0.00 Payments 0.00 Balance 292.80																						
VAT Code	Rate	VAT	Goods Total																													
UK 20 Std Rate Sales	20.00%	48.80	244.00																													
<a href="#" style="border: 1px solid red; padding: 2px;">Pay Now by Credit Card Link</a>																																
All goods remain the property of Dangerous Toys R Us Ltd until paid for in full. Standard terms and conditions of sale apply.																																
Date Printed : 14 February 2023		Page 1 of 1																														

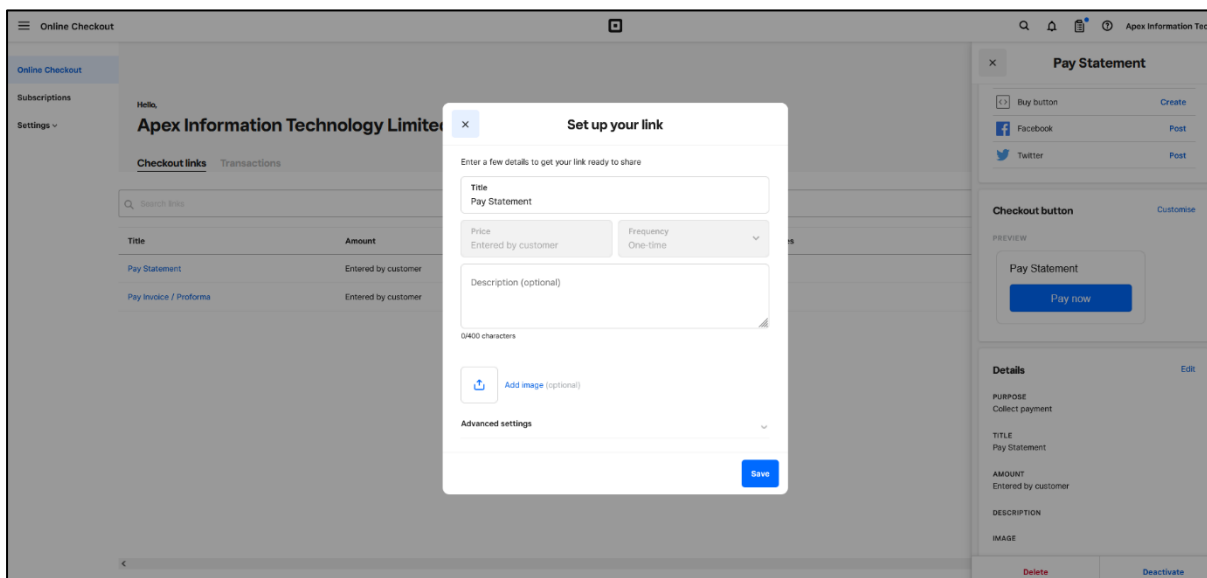
If you create an account with Square Up (they only Charge for actual receipts taken) then you can create payment links that allow your customer to enter a value and checkout. This would be useful to put on Quotes, Orders, Invoices or Statements. We can change the layouts like the above image to include this payment link. We could apply extra logic like only show for certain payment terms in case you don't want to offer this to all customers.



To creating a Payment Link manually go to the Square Up Dashboard click on Payments and Online Checkout.

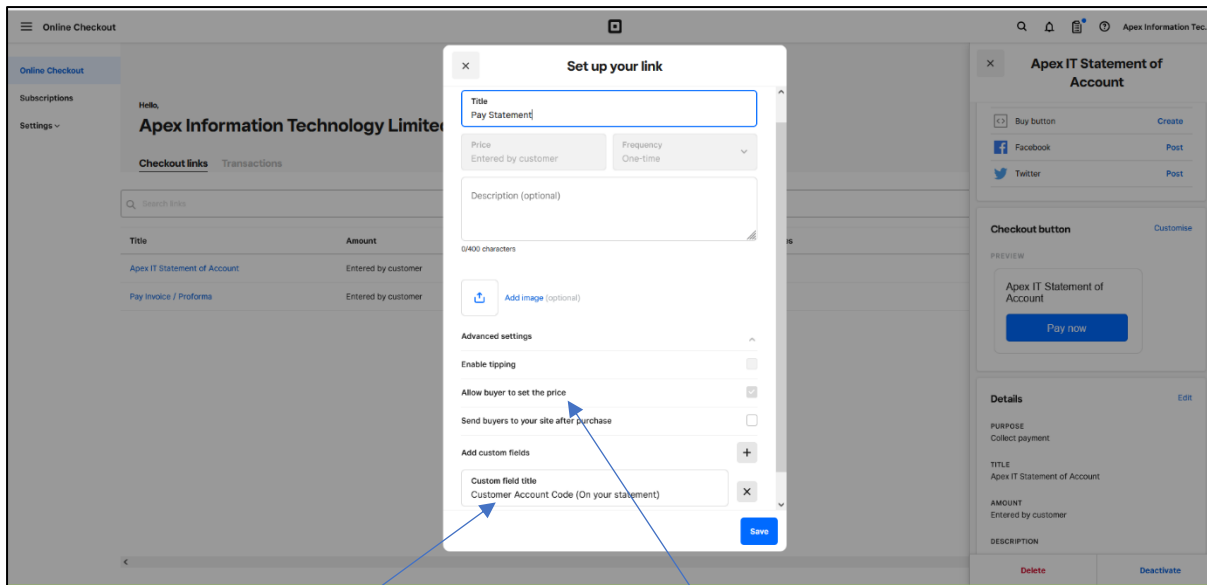


Click on Create a link



The Title is what will appear on the top of the payment link your customer will see.

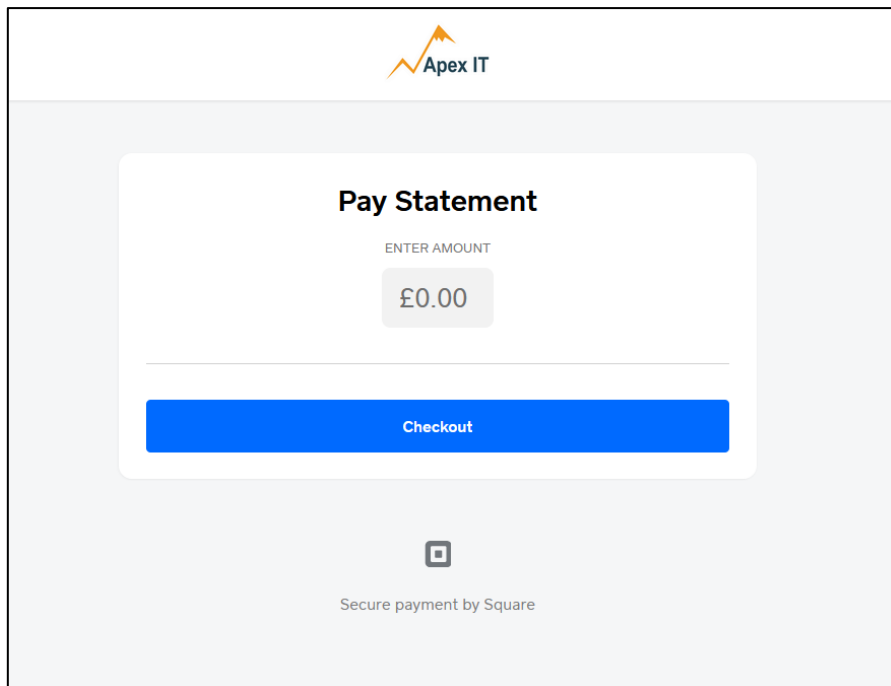
You could create separate payment links for Quotes, another for Order, another for Invoice and another for Statements. So you can show a different title but also ask for a document code or a customer code for statements.




In advance settings you can tick the box to allow the buyer to set the price and add a custom field for Customer Account Code or Document Code. When the customer pays they have to enter the phone number and email address so this is to help you confirm which customer is making payment if they don't enter it properly.

For statements you could ask for the "Customer Account Code" and title "Pay Statement". For Quote the "QU Document Code" and title the link "Pay Quotation". For orders the "ORD Document Code" and a title for the link "Pay Order". For Invoices the "INV Document Code" and a title of "Pay Invoice". We would then add these to the relevant layouts.

You may not want to offer a payment link to all customers or all payment terms so in the layout we can add some code that says if payment term = X then add link or not.



This link will present the above. <https://square.link/u/FHQJQOD>



## Checkout

Subtotal	£10.00
Order total	£10.00

Add a note for the seller

**REQUIRED\***

Customer Account Code (On your statement)

**CONTACT**


+44 United Kingd...

Phone number


Email address for receipt


First name

Last name

**PAYMENT** 

All transactions are secure and encrypted

**Credit Card** 

 Card number

MM/YY

CVV

---

**REMEMBER ME**

Save my information for a faster checkout

Clicking the checkout button the customer can now enter their credit card and pay. In settings you can get an email when they pay which will prompt you to enter a receipt. It will also email them a receipt. Nb for quotes you would need to convert to order to enter the receipt which is logical.

The above works as it's the same generic link. To go beyond this and send a customer a Quote, or Order, or Invoice with a payment link that shows the customer the Document Code, Fixed Value already filled in etc. then we have developed a plugin to do this from the relevant form or batch printing. This can show or not the link by payment terms and the maximum value. You may not want to take credit card payment for over £5K as an example.

For statements we would suggest you stay with a generic statement payment link where the customer can enter the value as they may want to pay just what is overdue or deduct some value etc.

# Settings

Online Checkout

Subscriptions

Settings ^

General

Branding

Payment Methods

### Settings

#### Email Notifications

Receive an email after every completed transaction. [Change account email >](#)

Online Checkout

Send Payment Link

#### Delivery Fee

This fee will be charged at checkout for each customer order. To print shipping labels, go to [Orders](#).

US\$0.00

#### Note from customer

Display a text box for customers to leave a note during checkout

Email Notifications to send you an email when someone pays.

Online Checkout

Subscriptions

Settings ^

General

Branding

Payment Methods

### Branding

Customise the appearance of your buy buttons

#### Logo and Header

Business Name

Logo

#### Logo

Full-width

Your logo will be shown on checkout links. Update your logo in your [Location settings](#)

#### Global styles

Font

Colour

#### Button style

Logo

Online Checkout

Online Checkout

Subscriptions

Settings ^

General

Branding


Payment Methods


### Payment Methods

**Card payments**  
1.9% per European card  
2.9% per non-European card

VISA MASTERCARD

**Digital wallets**  
1.9% per European card  
2.9% per non-European card

 **Apple Pay**

 **Google Pay**

**Clearpay** [Edit settings](#)  
6% + 30¢ per-transaction fee

**Eligibility range** [Edit](#)  
Orders: £10.00 - £1,000.00, Items: £10.00 - £1,000.00

Payment Methods you accept.