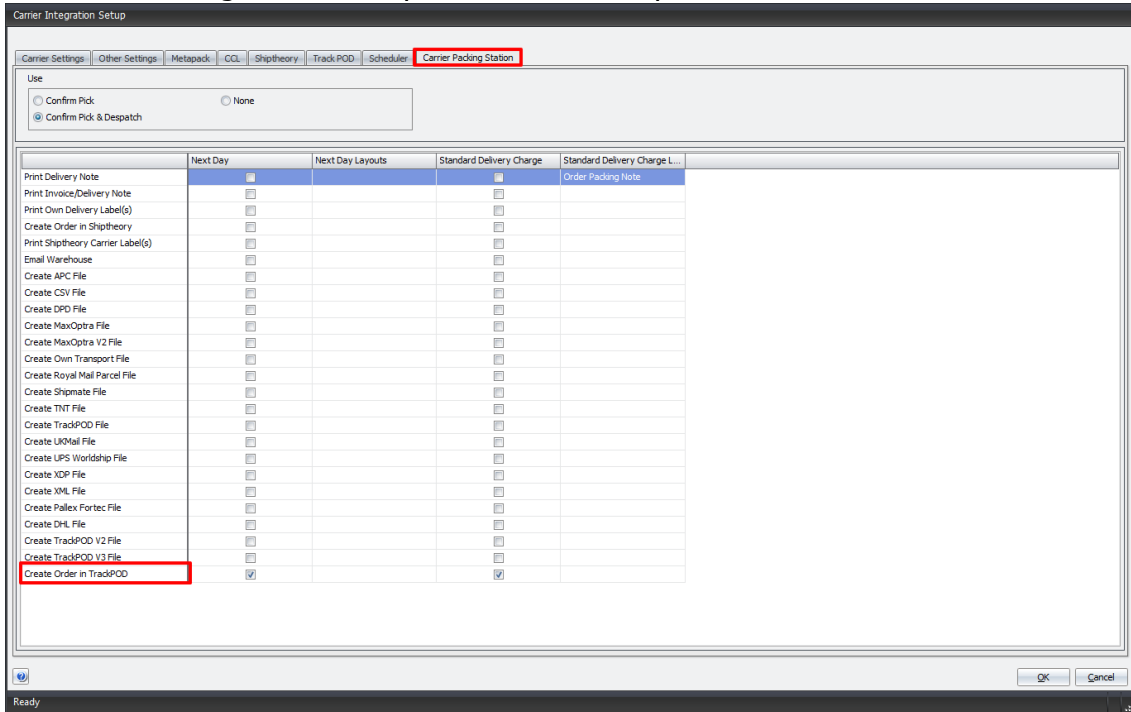




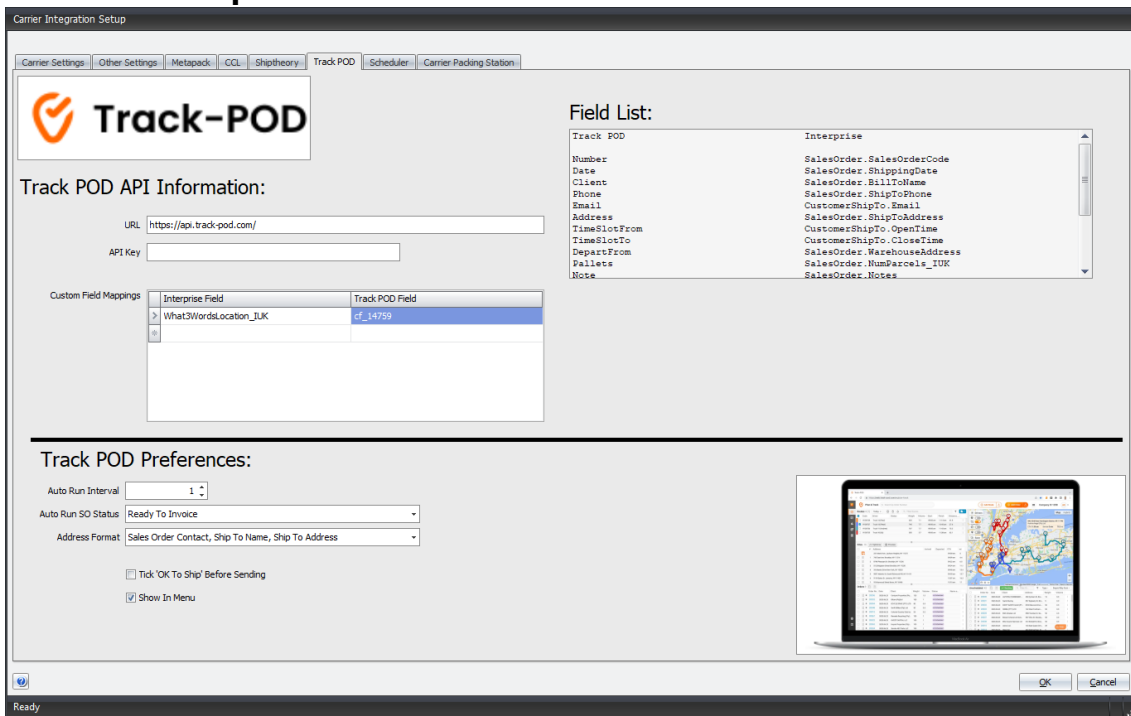
# Carrier Integration Track Pod API

## Track POD API Integration Setup

In Carrier Packing Station Setup there is now an option for Create order in TrackPOD



## Track POD setup



## Track POD API Information

URL: <https://api.track-pod.com/> the field is editable text in case it changes in the future.

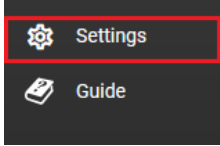


interprise suite™

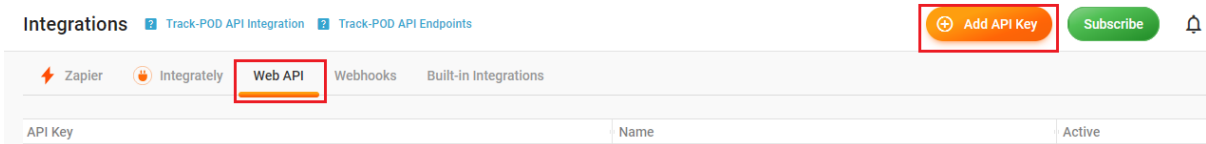
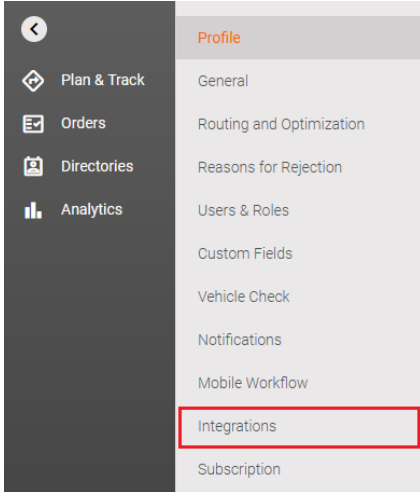
## Carrier Integration Track Pod API

**API Key:** This needs to be generated from the customer's Track POD login -

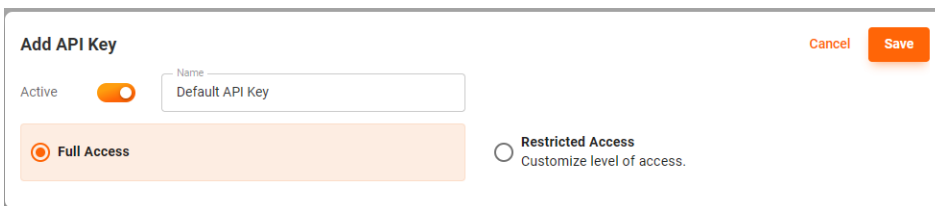
1) Login to Track POD using the customer's account and select Settings from the left-hand menu bar



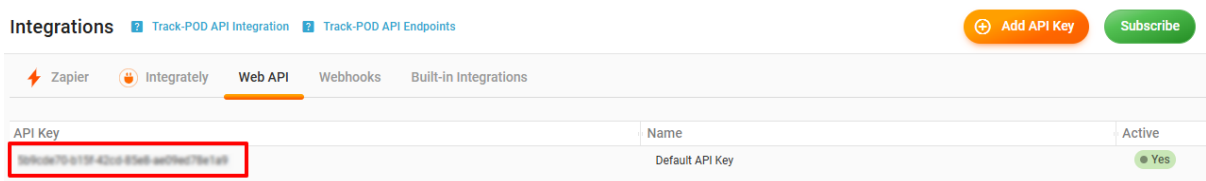
2) Select Integrations from the next menu, followed by Web API and then Add API Key



3) You don't need to change anything in the box that appears but you can change the name if you want to. Click Save



4) Your API Key will be displayed on screen. Copy and paste it into the API Key field in the Track POD setup screen





## Carrier Integration Track Pod API

### Field List

This is display only, to show how standard fields are mapped.

### Custom Field Mappings

Track POD allows you to add custom fields to your setup i.e. What3Words. This is not a standard Track POD field. Leave this section blank if no custom fields are required, otherwise key the Interprise field name and the corresponding Track Pod field name (you need to specify the API Name (cf\_XXX) field in Interprise, not the friendly name), and the values from Interprise will be passed using the Track POD field name (Sales Order header only). The Interprise field name for use via carrier is What3WordsLocation\_IUK

### Overall Due date

The 'shipping date' is the date that is sent to Track POD via the API. If the 'Overall Due Date' is also required, this can be done via a custom field. Create the custom field in Track POD under settings. Create this as a date & add the API name to the setup in Carrier with the Interprise Name 'CIOverallDueDate\_C'

#	API Name	Name	Field Type	Order Type
1	cf_14759	What3Words	Text	Collection & Delivery
2	cf_16830	SoOverallDueDate	Date	Collection & Delivery

Track POD API Information:

URL:

API Key:

Interprise Field	Track POD Field
What3WordsLocation_IUK	cf_14759
CIOverallDueDate_C	cf_16830

**NB. Check the spellings because there is no validation on this grid. Track POD field names are case sensitive.**

Apex/Interprise Support will need to do the below, please contact support.

Add to the CustomerSalesOrderView the below & refresh the view.

--/\*\* Added for Carrier Trackpod API \*\*/

,FORMAT (CustomerSalesOrder.CancelDate, 'yyyy-MM-dd') as CIOverallDueDate\_C



interprise suite™

## **Carrier Integration Track Pod API**

### **Track POD Preferences**

- Auto Run Interval: If using the auto run version of Carrier Integration, this is how often it will run.
- Auto Run SO Status: The order status that the auto run screen filters on.
- Address Format: Whether to include the Contact Name in the delivery address, or repeat the Ship To Name as the Contact Name
- Tick 'OK To Ship' Before Sending: Only relevant to the original Carrier Integration screen
- Show In Menu: Decides whether it appears as a send option on the main Carrier Integration screen