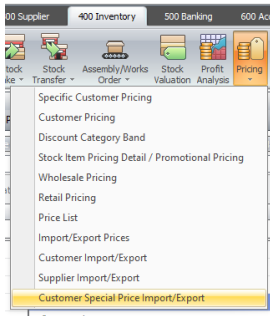
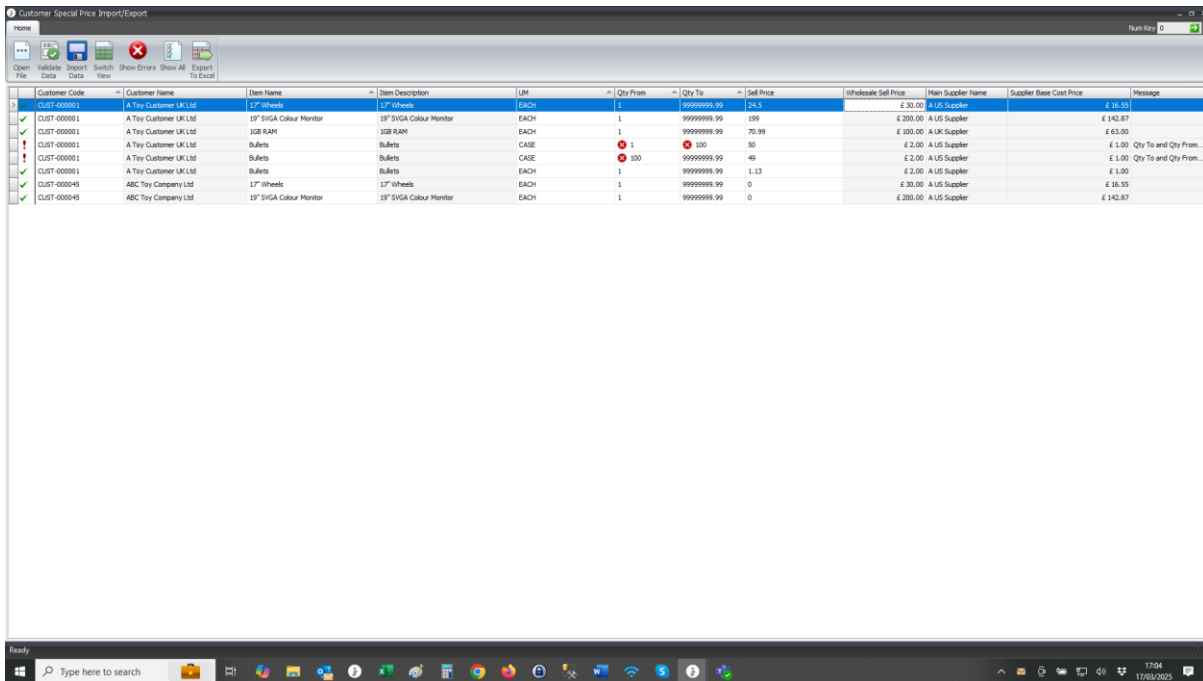


Stock – Pricing – Customer Special Price Import/Export plugin



If you give a lot of customers Special Prices over a lot of items then this plugin is designed to make it easier to administer when you get a supplier price increase or need to check margins.

When you run the plugin you will be presented with the following form:



The **Toolbar** has options for :

Open file, Validate Data, Switch View, Show Errors, Show All and Export to Excel

Open File is to find an import file.

The data will be displayed in the grid and any errors identified. When importing back you could do some rows or all. The logic we apply to the import : if the item is not in a customer special price then it would add it, if it is in the special price already then it would overwrite it. It would not remove items from the customers special price if not in the import file.

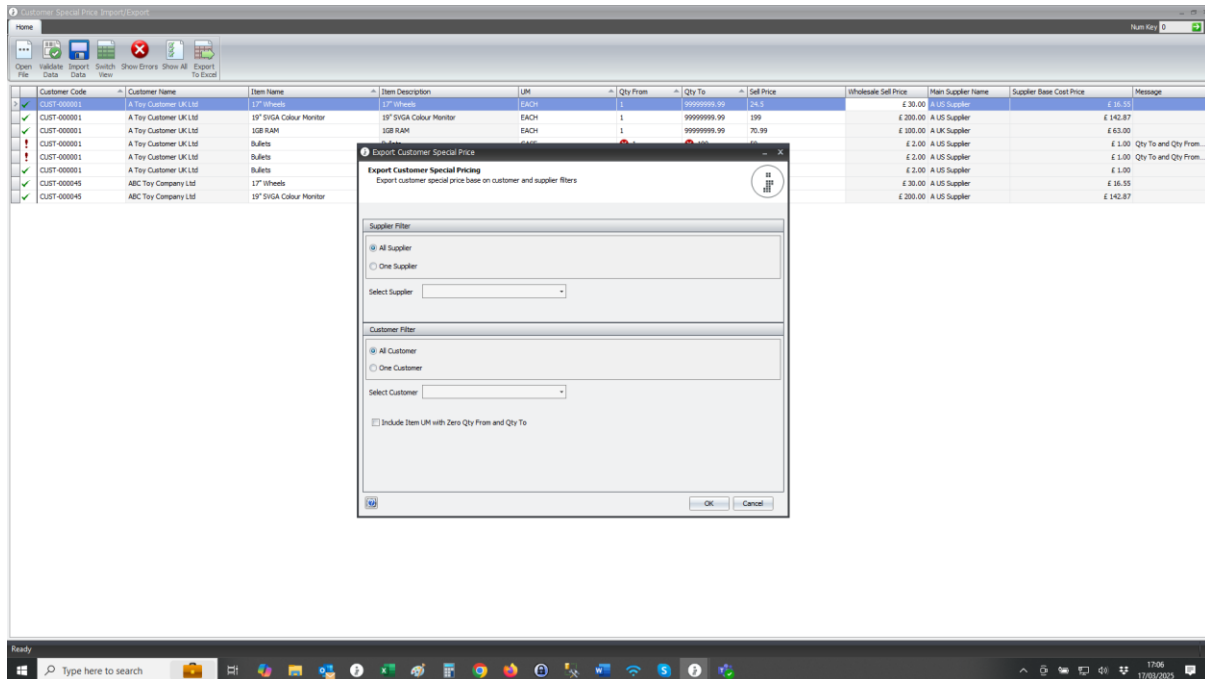
Validate Data can be used if you edit the data in the grid and need to check its now valid.

Show Errors just shows the rows that have an error.

Show All shows all the transactions if you filtered down Show Errors.



The **Export** option opens a box asking questions:



All Suppliers or One Supplier. If you get a price increase from a supplier you would manually or import those price changes using Supplier Price importer feature and then export all the special prices from this one supplier so you can check margins, apply increases etc. and then import back.

All Customers or One Customer. If you are reviewing one customer then you would pick all suppliers and one customer.

Include Ums with Zero Qty From and To. Default to unticked. If an item does not have any UM qty breaks or prices setup then you probably do not want to export these rows.